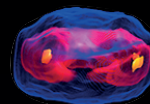
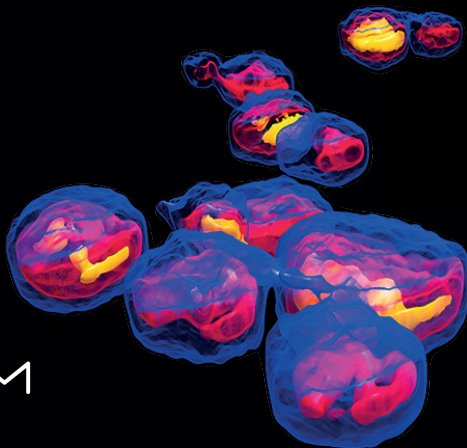
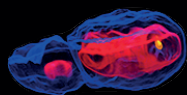




MASARYK
UNIVERSITY

CEITEC

Central European Institute of Technology
BRNO | CZECH REPUBLIC



CELLIM
Cellular Imaging Core Facility

Holographic and Tomographic Label Free Microscopy Workshop

WHEN

14th and 15th February 2018

WHERE

CELLIM Lab A2 and A3 seminar room 117, MU University Campus

PROGRAMME

Luca Clario, PhD. (application specialist NANOLIVE)
Michaela Pluskalová, PhD. (product specialist HPST)

Wednesday February 14th

13:00–14:00 Registration

14:00–15:00 Lecture - Principles of tomographic microscopy (A3-117)

15:00–15:15 Coffee break

15:15–17:15 HANDS ON session (A2 CELLIM)

Thursday February 15th

09:00–11:00 HANDS ON session (A2 CELLIM)

11:00–11:15 Coffee break

11:15 –13:15 HANDS ON session (A2 CELLIM)

Capacity is limited. If you want to try your own sample, please contact petra.machackova@ceitec.muni.cz for more details



REGISTRATION HERE



MINISTRY OF EDUCATION,
YOUTH AND SPORTS

NANOLIVE
Looking inside life



LM2015062 – Czech-
BioImaging – National
Infrastructure for Biological
and Medical Imaging